

Shram Sadhana Bombay Trust's
COLLEGE OF ENGINEERING AND TECHNOLOGY
BAMBHORI, POST BOX NO. 94, JALGAON – 425001. (M.S.)

Classrooms and Seminar Halls with ICT-enabled Facilities

Shram Sadhana Bombay Trust's
College of Engineering & Technology, Bambhori, Jalgaon-425001 (MS)

Classrooms and Seminar Halls with ICT-enabled Facilities

Sr. No.	Department/ Seminar Hall	Building	Floor	Class Room/ Seminar Hall No.	Type of ICT facility
1.	Applied Science	Main Building	First Floor	131	Wall-mounted Interactive LCD Projector, Duplex Projection Screen, Wi-Fi Access Point, Multimedia Speakers, Modular Wall-mounted Cabinet with CPU, Keyboard & Mouse, PPT Presenter, Head Phone with Mike, Webcam, MOODLE as LMS
		Main Building	First Floor	130	Ceiling-mounted LCD Projector, Duplex Projection Screen, Modular Wall-mounted Cabinet with CPU, Keyboard & Mouse.
		Main Building	First Floor	132	Ceiling-mounted LCD Projector, Duplex Projection Screen, Modular Wall-mounted Cabinet with CPU, Keyboard & Mouse.
		Main Building	First Floor	133	Ceiling-mounted LCD Projector, Duplex Projection Screen, Modular Wall-mounted Cabinet with CPU, Keyboard & Mouse.
		Main Building	Second Floor	232	Ceiling-mounted LCD Projector, Duplex Projection Screen, Modular Wall-mounted Cabinet with CPU, Keyboard & Mouse.


Sr. No.	Department	Building	Floor	Class Room/ Seminar Hall No.	Type of ICT facility
2.	Biotechnology Engineering	Main Building	Second Floor	224	Ceiling-mounted LCD Projector, Duplex Projection Screen, Modular Wall-mounted Cabinet with CPU, Keyboard & Mouse.
		Main Building	Second Floor	225	Ceiling-mounted LCD Projector, Duplex Projection Screen, Modular Wall-mounted Cabinet with CPU, Keyboard & Mouse.
3.	Chemical Engineering	Main Building	First Floor	125	Wall-mounted Interactive LCD Projector, Duplex Projection Screen, Wi-Fi Access Point, Multimedia Speakers, Modular Wall-mounted Cabinet with CPU, Keyboard & Mouse, PPT Presenter, Head Phone with Mike, Webcam, MOODLE as LMS
		Main Building	First Floor	122	Ceiling-mounted LCD Projector, Duplex Projection Screen, Modular Wall-mounted Cabinet with CPU, Keyboard & Mouse.
		Main Building	First Floor	123	Ceiling-mounted LCD Projector, Duplex Projection Screen, Modular Wall-mounted Cabinet with CPU, Keyboard & Mouse.

Sr. No.	Department	Building	Floor	Class Room/ Seminar Hall No.	Type of ICT facility
4.	Civil Engineering	Main Building	Second Floor	203	Wall-mounted Interactive LCD Projector, Duplex Projection Screen, Wi-Fi Access Point, Multimedia Speakers, Modular Wall-mounted Cabinet with CPU, Keyboard & Mouse, PPT Presenter, Head Phone with Mike, Webcam, MOODLE as LMS
		Main Building	Second Floor	205	Ceiling-mounted LCD Projector, Duplex Projection Screen, Modular Wall-mounted Cabinet with CPU, Keyboard & Mouse.
		Main Building	Second Floor	212	Ceiling-mounted LCD Projector, Duplex Projection Screen, Modular Wall-mounted Cabinet for CPU, Keyboard & Mouse.
		Main Building	Third Floor	303	Ceiling-mounted LCD Projector, Duplex Projection Screen, Modular Wall-mounted Cabinet with CPU, Keyboard & Mouse.
		Main Building	Third Floor	305	Ceiling-mounted LCD Projector, Duplex Projection Screen, Modular Wall-mounted Cabinet with CPU, Keyboard & Mouse.
5.	Electrical Engineering	Electrical /IT Building	First Floor	E108	Wall-mounted Interactive LCD Projector, Duplex Projection Screen, Wi-Fi Access Point, Multimedia Speakers, Modular Wall-mounted Cabinet with CPU, Keyboard & Mouse, PPT Presenter, Head Phone with Mike, Webcam, MOODLE as LMS
		Electrical /IT Building	First Floor	E104	Ceiling-mounted LCD Projector, Duplex Projection Screen, Modular Wall-mounted Cabinet with CPU, Keyboard & Mouse.
		Electrical /IT Building	First Floor	E107	Ceiling-mounted LCD Projector, Duplex Projection Screen, Modular Wall-mounted Cabinet with CPU, Keyboard & Mouse.

Sr. No.	Department	Building	Floor	Class Room/ Seminar Hall No.	Type of ICT facility
6.	Electronics and Telecommunication Engineering	Main Building	Third Floor	302	Wall-mounted Interactive LCD Projector, Duplex Projection Screen, Wi-Fi Access Point, Multimedia Speakers, Modular Wall-mounted Cabinet with CPU, Keyboard & Mouse, PPT Presenter, Head Phone with Mike, Webcam, MOODLE as LMS
		Main Building	Third Floor	312	Ceiling-mounted LCD Projector, Duplex Projection Screen, Modular Wall-mounted Cabinet with CPU, Keyboard & Mouse.
		Main Building	Third Floor	301	Ceiling-mounted LCD Projector, Duplex Projection Screen, Modular Wall-mounted Cabinet with CPU, Keyboard & Mouse.
7.	Computer Engineering + Information Technology	Main Building	First Floor	115	Wall-mounted Interactive LCD Projector, Duplex Projection Screen, Wi-Fi Access Point, Multimedia Speakers, Modular Wall-mounted Cabinet with CPU, Keyboard & Mouse, PPT Presenter, Head Phone with Mike, Webcam, MOODLE as LMS
		Main Building	Third Floor	313	Wall-mounted Interactive LCD Projector, Duplex Projection Screen, Wi-Fi Access Point, Multimedia Speakers, Modular Wall-mounted Cabinet with CPU, Keyboard & Mouse, PPT Presenter, Head Phone with Mike, Webcam, MOODLE as LMS
		Main Building	First Floor	114	Ceiling-mounted LCD Projector, Duplex Projection Screen, Modular Wall-mounted Cabinet with CPU, Keyboard & Mouse.
			Second Floor	233	Ceiling-mounted LCD Projector, Duplex Projection Screen, Modular Wall-mounted Cabinet with CPU, Keyboard & Mouse.

		Main Building	Third Floor	316	Ceiling-mounted LCD Projector, Duplex Projection Screen, Modular Wall-mounted Cabinet with CPU, Keyboard & Mouse.
		Main Building	Third Floor	320	Ceiling-mounted LCD Projector, Duplex Projection Screen, Modular Wall-mounted Cabinet with CPU, Keyboard & Mouse.
		Main Building	Third Floor	321	Ceiling-mounted LCD Projector, Duplex Projection Screen, Modular Wall-mounted Cabinet with CPU, Keyboard & Mouse.
		Main Building	Third Floor	322	Ceiling-mounted LCD Projector, Duplex Projection Screen, Modular Wall-mounted Cabinet with CPU, Keyboard & Mouse.
		Main Building	Third Floor	325	Ceiling-mounted LCD Projector, Duplex Projection Screen, Modular Wall-mounted Cabinet with CPU, Keyboard & Mouse.
8.	Mechanical Engineering	Mechanical Building	Third Floor	M-303	Wall-mounted Interactive LCD Projector, Duplex Projection Screen, Wi-Fi Access Point, Multimedia Speakers, Modular Wall-mounted Cabinet with CPU, Keyboard & Mouse, PPT Presenter, Head Phone with Mike, Webcam, MOODLE as LMS
		Mechanical Building	Third Floor	M-301	Ceiling-mounted LCD Projector, Duplex Projection Screen, Modular Wall-mounted Cabinet with CPU, Keyboard & Mouse.
		Mechanical Building	Third Floor	M-302	Ceiling-mounted LCD Projector, Duplex Projection Screen, Modular Wall-mounted Cabinet with CPU, Keyboard & Mouse.
		Mechanical Building	Third Floor	M-304	Ceiling-mounted LCD Projector, Duplex Projection Screen, Modular Wall-mounted Cabinet with CPU, Keyboard & Mouse.
		Mechanical Building	Third Floor	M-306	Ceiling-mounted LCD Projector, Duplex Projection Screen, Modular Wall-mounted Cabinet with CPU, Keyboard & Mouse.

Sr. No.	Department	Building	Floor	Class Room/ Seminar Hall No.	Type of ICT facility
9.	Master of Business Administration (MBA)	Administrative Building	Second Floor	A202	Wall-mounted Interactive LCD Projector, Duplex Projection Screen, Wi-Fi Access Point, Multimedia Speakers, Modular Wall-mounted Cabinet with CPU, Keyboard & Mouse, PPT Presenter, Head Phone with Mike, Webcam, MOODLE as LMS
		Administrative Building	Second Floor	A213	Ceiling-mounted LCD Projector, Duplex Projection Screen, Modular Wall-mounted Cabinet with CPU, Keyboard & Mouse.
10.	Master of Computer Applications (MCA)	Electrical /IT Building	Second Floor	E202	Wall-mounted Interactive LCD Projector, Duplex Projection Screen, Wi-Fi Access Point, Multimedia Speakers, Modular Wall-mounted Cabinet with CPU, Keyboard & Mouse, PPT Presenter, Head Phone with Mike, Webcam, MOODLE as LMS
11.	AC Seminar Hall	Main Building	Ground Floor	G 24	Ceiling-mounted LCD Projector, Internet facility, Speakers
12.	Air-cooled Seminar Hall	Main Building	Ground Floor	G 14	LCD Projector facility, Internet facility, Modular Wall-mounted Cabinet with CPU, Keyboard & Mouse
13.	MBA Seminar Hall	Administrative Building	Second Floor	A 211	Ceiling-mounted LCD Projector, Modular Wall-mounted Cabinet with CPU, Keyboard & Mouse.
Total number of classrooms and seminar halls with ICT-enabled facilities =41					



Dr. S.B. Pawar
Director of Administration and Site Engineer



Dr. K.P. Adhiya
Director, Technical Development



SSBT'S DIGITAL LIBRARY

[HOME](#)
[ABOUT](#)
[LIBRARY](#)
[REGISTER](#)
[SEARCH](#)

[Home - SSBT's Digital Library](#)

SSBT's Home

E-Resources

- E-Journals
- E-books
- Other Resources

Other Resources

- IEEE Xplore
- Elsevier Digital Library
- Scopus
- Web of Science
- ACS Publications
- Springer Link
- Wiley InterScience
- ResearchGate
- Open Access Journals
- Google Scholar
- Crossref
- ProQuest
- JSTOR
- Project Gutenberg
- Internet Archive
- OpenStax
- Khan Academy
- Coursera
- edX
- FutureLearn
- Blackboard
- Canvas LMS
- Moodle
- FutureLearn
- Blackboard
- Canvas LMS
- Moodle

SSBT'S DIGITAL LIBRARY

PROJECT REPORT ARCHIVE OF ELECTRICAL ENGINEERING

[VIEW DETAILS >>>](#)

PUBLICATION ARCHIVE OF APPLIED SCIENCE

[A repository of Published Papers by Faculty Members and Students of Applied Science](#)

[VIEW DETAILS >>>](#)

PUBLICATION ARCHIVE OF BIO-TECHNOLOGY ENGINEERING

[A repository of Published Papers by Faculty Members and Students of Bio Technology Engineering](#)

[VIEW DETAILS >>>](#)

PUBLICATION ARCHIVE OF CHEMICAL ENGINEERING

[A repository of Published Papers by Faculty Members and Students of Chemical Engineering](#)

[VIEW DETAILS >>>](#)

PUBLICATION ARCHIVE OF CIVIL ENGINEERING

[A repository of Published Papers by Faculty Members and Students of Civil Engineering](#)

[VIEW DETAILS >>>](#)

PUBLICATION ARCHIVE OF COMPUTER ENGINEERING

[A repository of Published Papers by Faculty Members and Students of Computer Engineering](#)

[VIEW DETAILS >>>](#)

PUBLICATION ARCHIVE OF ELECTRICAL ENGINEERING

[A repository of Published Papers by Faculty Members and Students of Electrical Engineering](#)

[VIEW DETAILS >>>](#)

PUBLICATION ARCHIVE OF ELECTRONICS & TELECOMMUNICATION ENGINEERING

[A repository of Published Papers by Faculty Members and Students of Electronics & Telecommunication Engineering](#)

[VIEW DETAILS >>>](#)

PUBLICATION ARCHIVE OF INFORMATION TECHNOLOGY

[A repository of Published Papers by Faculty Members and Students of Information Technology](#)

[VIEW DETAILS >>>](#)

OPEN JOURNAL SYSTEM

Journal Info

Title:

URL:

Frequency:

C.P. Submitted On:

Submit

JOURNAL CONTENTS

Date:

Page No.:

Page Size:

Download

HOT NEWS

SSBT's Learning Management System - Screenshot

SSBT's Learning Management System

You are not logged in

Navigation

Home

Courses

Course categories

▼ Biology (2)

▼ BioTech

▶ EE (1)

▶ EE (1)

▶ TE (1)

▼ Chemical Engg.

▶ EE (1)

▶ SE (1)

▶ TE (1)

▼ Civil

▶ EE (1)

▶ SE (1)

▶ TE (1)

▼ Computer (2)

▶ EE (1)

▶ SE (1)

▶ TE (1)

▼ E&TC

▶ EE (1)

▶ SE (1)

▶ TE (1)

▼ Electrical

▶ EE (1)

▶ SE (1)

▶ TE (1)

▶ First Year (2)

▼ IT

▶ EE (1)

▶ SE (1)

▶ TE (1)

▼ MBA

▶ MBA-St (1)

▼ Mechanical

▶ EE (1)

▶ SE (1)

▶ TE (1)

▶ Internal Sessional Examination - I (ISE - I) (2)

Welcome to Learning Management System

SSBT's College of Engineering and Technology


Calendar

September 2021

Sun Mon Tue Wed Thu Fri Sat

1 2 3 4 5 6 7 8 9 10 11 12 13 14 15 16 17 18 19 20 21 22 23 24 25 26 27 28 29 30

You are not logged in



SSBT's Online Admission Portal – Screenshot

Press Blue Button From Your Portal Who Want to Apply Next Class Online Provisional Admission
For SE (fe to se) /TE/BE/ME_II and MBA_II.

Before Press This Button Student Want To Clear All Previous Dues.

The screenshot shows the 'Student Fee Pay' portal for Shram Sadhana Bombay Trust's College of Engineering and Technology. The page is titled 'Application For Admission in Next Class' and is for admission to SE, TE, BE, ME-II, MBA-II. The student details section includes fields for Student Name (VIKAS PATIL), ID No (1), Admission Year, Class, Course, and Student ID (Regno). The 'Select Fee' section has radio buttons for College Fee (selected), Hostel Fee, and Exam Fee. Below this is a table titled 'Student Fee Paid OutStanding Details' with columns for Action, Entry ID, Admission Year, Class, Total Fee, Fee Paid, and Out-Standing. The table shows one entry with a 'Select To Pay Fee' button. At the bottom, there is a section for 'Online Fee Paid Details' with buttons for Download, Receipt, Final Receipt, and Receipt.

For Admission to SE,TE,BE,ME-II,MBA-II

Application For Admission in Next Class

Student Details

Student Name: VIKAS PATIL ID No: 1

Admission Year: Admission Year Class: Class Course: Course Student ID: Regno

Select Fee: ☒ College Fee ☐ Hostel Fee ☐ Exam Fee

Student Fee Paid OutStanding Details

Action	Entry ID	Admission Year	Class	Total Fee	Fee Paid	Out-Standing
Select To Pay Fee	57734	DEGREE 2020-2021	FE 2020-2021	38185.00	1150.00	37025.00

Online Fee Paid Details

Download Receipt Final Receipt Receipt

Photographs of Laboratories of Computer Department



Lab 1



Lab 2



Lab 3



Lab 4



Lab 5



Lab 6




Lab 7



Lab 8



Lab 9



Lab 10



Lab 11



Lab 12



Lab 13

Department wise Photographs of Computer Laboratories



Computer Lab – E&TC



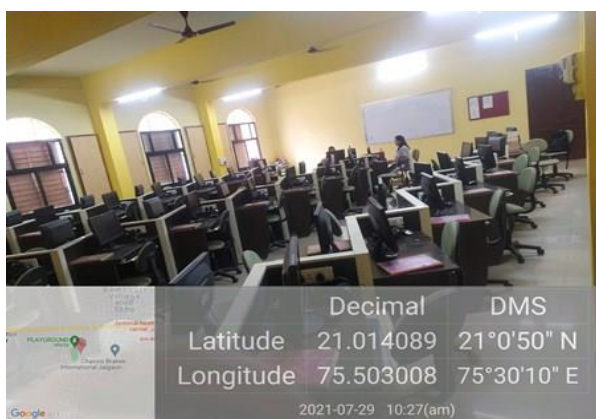
Computer Lab - Civil



Computer Lab - Biotechnology




Computer Lab - Chemical



Language Laboratory – Applied Science



Computer Lab - Electrical



Computer Lab - Mechanical



CAD/CAM Research Lab - Mechanical



Computer Lab - MBA



Computer Centre



Research Lab – E&TC



Computer Lab - Chemical

Department of E&TC Engineering



Computer Lab - Civ



Computer Lab - Biotechnology

Photographs of Server Room, Generator Facility, Fire Safety Devices and Boards for Safety measures



Server Room



Generator Facility

Fire Extinguishers

